

## Schools

### ELEMENTARY SCHOOLS



### SECONDARY SCHOOLS



#### Note:

The pupils of the two European Schools of Luxembourg, primarily intended for children of EU staff, are included in private schools.

#### Statistical publications

Enseignement fondamental  
Enseignement secondaire classique  
Enseignement secondaire général

#### Contact

Ministère de l'Éducation nationale, de l'Enfance et de la Jeunesse  
SCRIPT, Service de coordination de la recherche et de l'innovation pédagogiques et technologiques

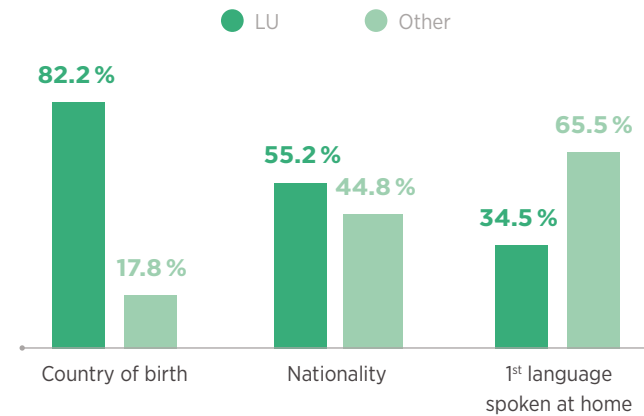
eduPôle Walferdange  
28, route de Diekirch, L-7220 Walferdange  
Tel.: (+352) 247 85960  
statistiques@men.lu  
www.statistiques.men.lu



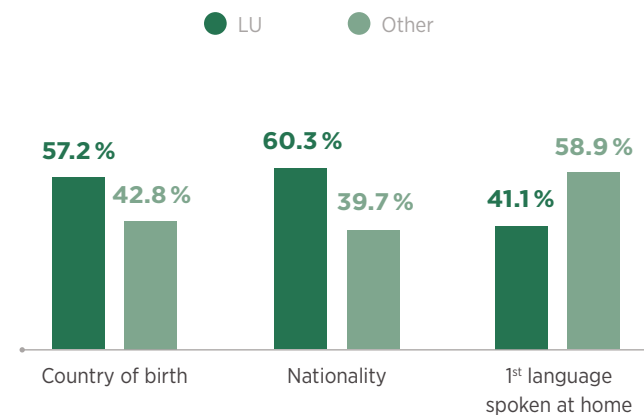
Publication date: February 2020

## Language and migration background – national curriculum

### ELEMENTARY EDUCATION

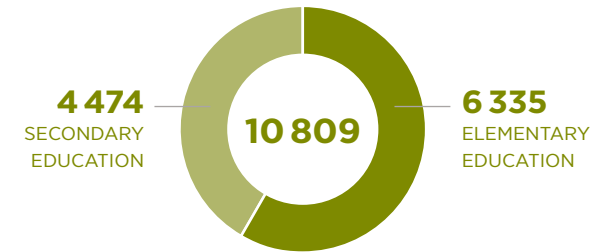


### SECONDARY EDUCATION



## Key figures

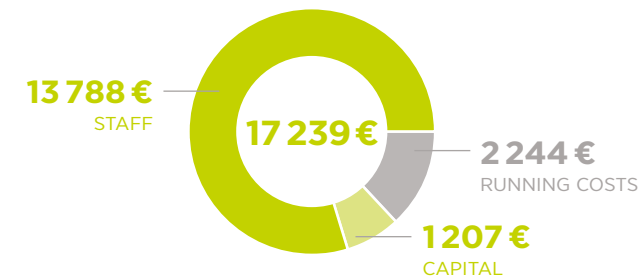
Total number of teachers in public education in 2019.



#### Note:

Estimated figures for the start of the school year 2019/2020. These figures are likely to change during the school year.

Average expense per pupil in public education in 2016. As a comparison, the OECD-average is 8 159 €.



#### Note:

Figures refer to 2016 in order to compare them with the OECD-average. These numbers include expenses from the pre-primary education to the secondary education.

**6.3 %**  
Rate of pupils leaving public education without an upper secondary qualification in 2017/2018.  
The OECD-average is 10.6 %.

#### Source:

Eurostat (EU-LFS). online data code [edat\_lfse\_14]. Note: The indicator covers 18 to 24 year-olds with ISCED 2 at most and who are no longer in formal or non-formal education and training.

# Education system in Luxembourg Key figures

School year  
2019/2020

**105 394**  
pupils

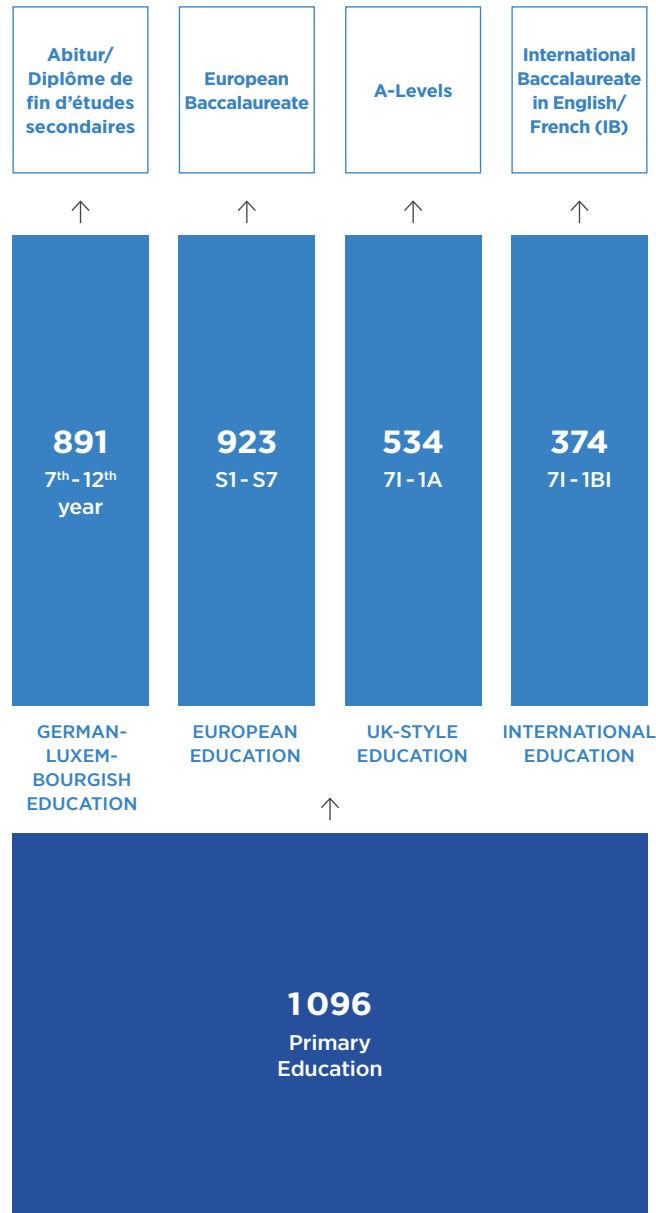
NATIONAL CURRICULUM  
**50 024** Elementary Education  
**39 195** Secondary Education

INTERNATIONAL CURRICULUM  
**7 391** Primary Education  
**8 784** Secondary Education

Pupils in public schools – international curriculum

**3.6 %**

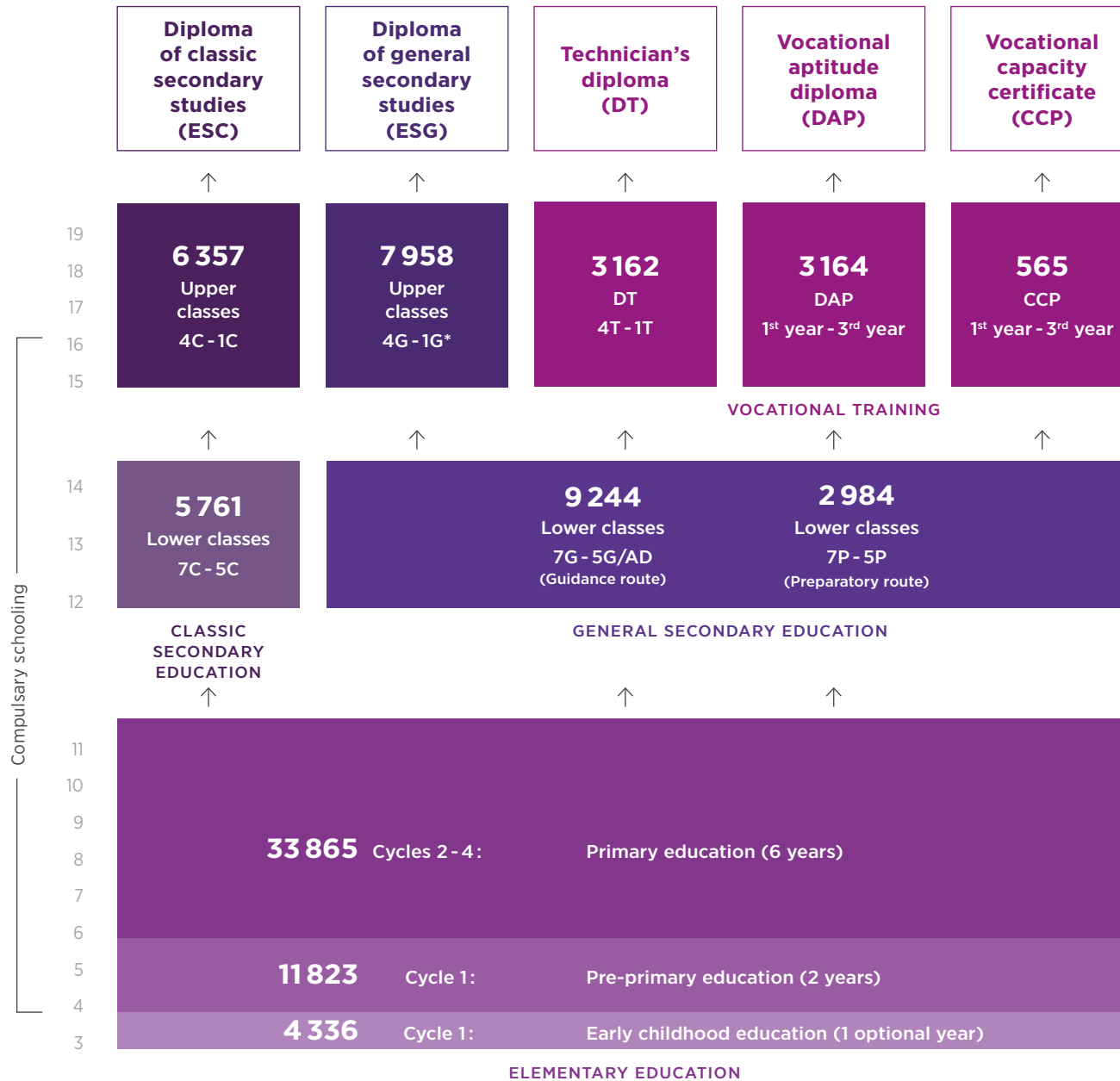
3 818 pupils



Pupils in public and private schools – national curriculum

**84.7 %**

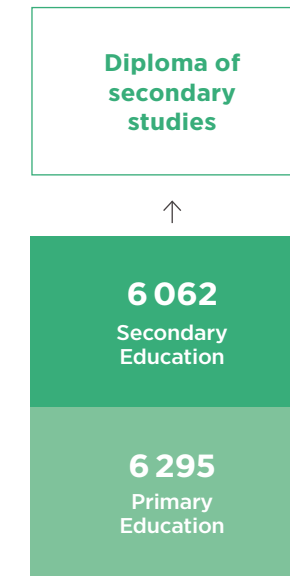
89 219 pupils



Pupils in private schools – international curriculum

**11.7 %**

12 357 pupils



**Note:**  
The pupils of the two European Schools of Luxembourg, primarily intended for children of EU staff, are included here.

**Diplomas and certificates issued in 2018/2019**  
(public and private schools)

Diploma/Certificate	Number of Pupils	Percentage
ESC	1 504	33.3 %
ESG	1 473	32.6 %
IB	90	1.9 %
DT	595	13.2 %
DAP	752	16.6 %
CCP	107	2.4 %

**Note:**  
The pupils that have received a diploma of the German-Luxembourgish Education are counted in the ESC-diplomas. The UK-style Education and the European Education have only been created in 2016, therefore no diploma has been issued yet.

\*also includes one final year (1+GED class) in the subject area Educator