

SCHOOLS

	PUBLIC	PRIVATE
SECONDARY SCHOOLS	39	13
ELEMENTARY SCHOOLS	156	14
SPECIAL NEEDS SCHOOLS	17	

STATISTICAL PUBLICATIONS

- Chiffres clés de l'Éducation nationale
- Enseignement secondaire général
- Enseignement secondaire technique
- Enseignement fondamental et Éducation différenciée
- Diplômes et certifications
- Coûts et financements du système scolaire luxembourgeois
- Décrochage scolaire au Luxembourg
- Taux de réussite scolaire

CONTACT

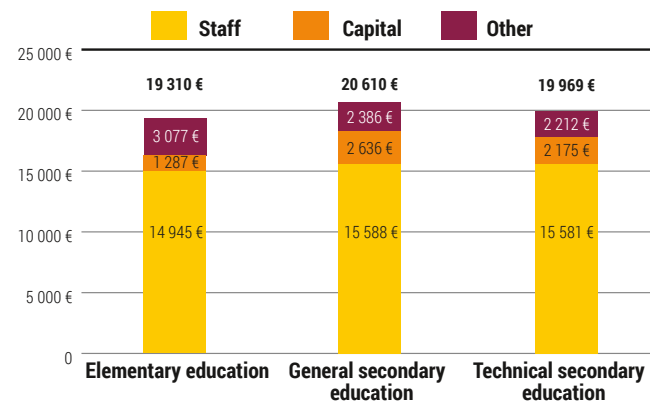
Ministère de l'Éducation nationale,
de l'Enfance et de la Jeunesse

Service des statistiques et analyses

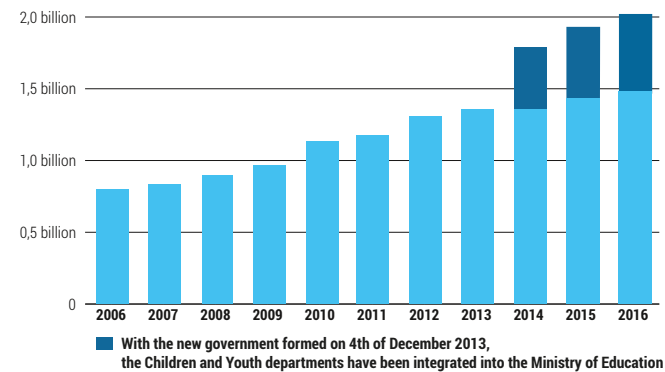
eduPôle Walferdange, Bâtiment B10
28 route de Diekirch L-7220 Walferdange
Tel. (+352) 247 85960, statistiques@men.lu
web: statistiques.men.lu

Publication date February 2017

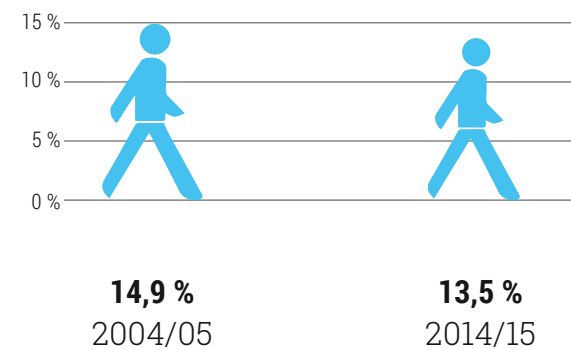
EXPENDITURE IN EURO PER PUPIL IN PUBLIC SCHOOLS - BUDGET YEAR 2014



BUDGET OF PUBLIC SCHOOLS IN EURO



PERCENTAGE OF EARLY SCHOOL LEAVERS IN PUBLIC SCHOOLS



TEACHERS IN PUBLIC SCHOOLS

ELEMENTARY EDUCATION



Men: 1 061



Women: 4 574

SECONDARY EDUCATION



Men: 2 108



Women: 2 224


TRENDS IN THE NUMBER OF TEACHERS IN PUBLIC SCHOOLS

ELEMENTARY EDUCATION



4 424


2005/06



5 635

2015/16

SECONDARY EDUCATION



3 667

2005/06



4 332

2015/16

LUXEMBOURGISH EDUCATION SYSTEM KEY FIGURES

SCHOOL YEAR 2015/2016

100 527

PUPILS

NATIONAL CURRICULUM

47 766

ELEMENTARY EDUCATION

918

SPECIAL NEEDS EDUCATION

39 582

SECONDARY EDUCATION

INTERNATIONAL CURRICULUM

5 924

ELEMENTARY EDUCATION

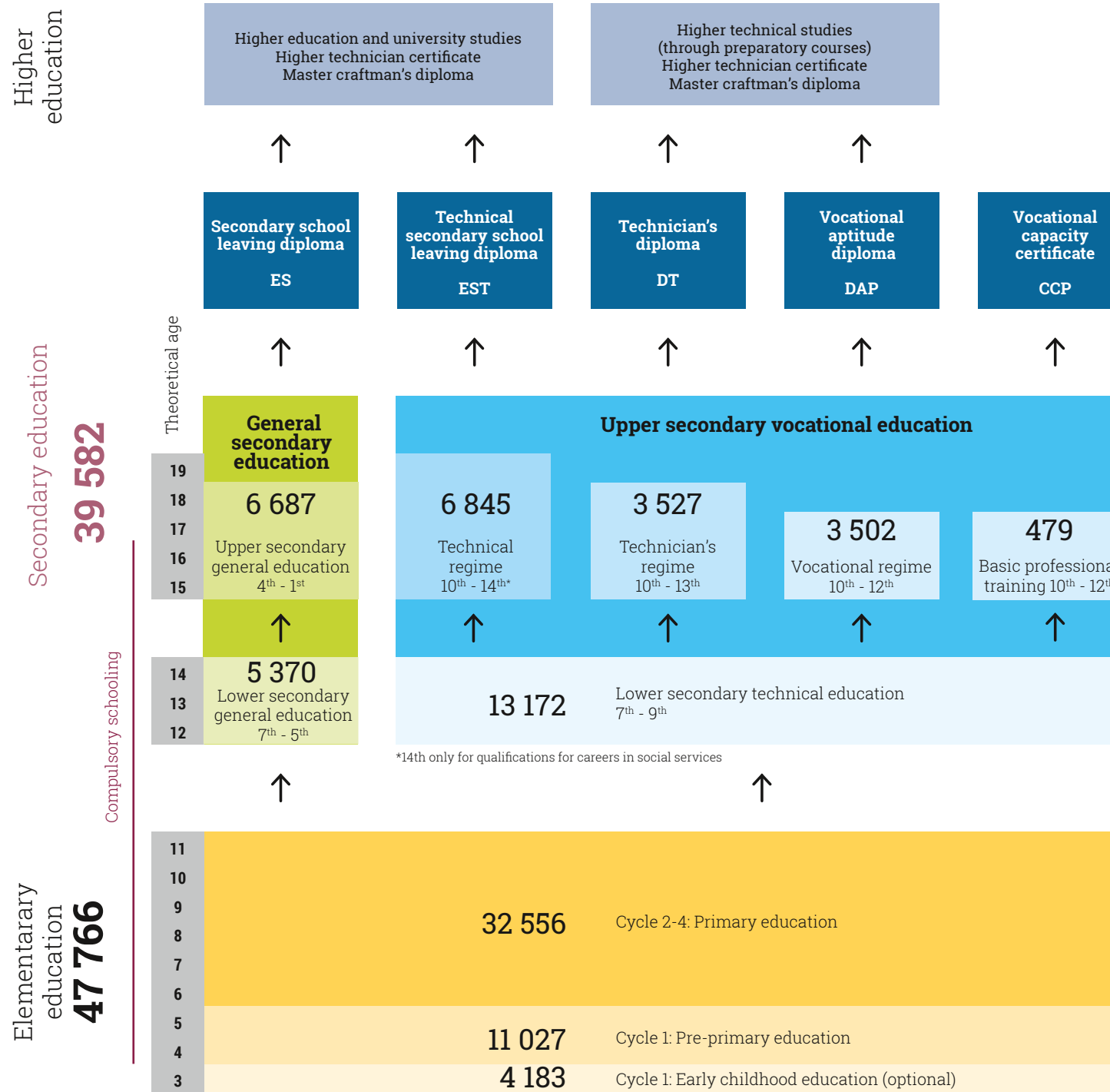
6 337

SECONDARY EDUCATION

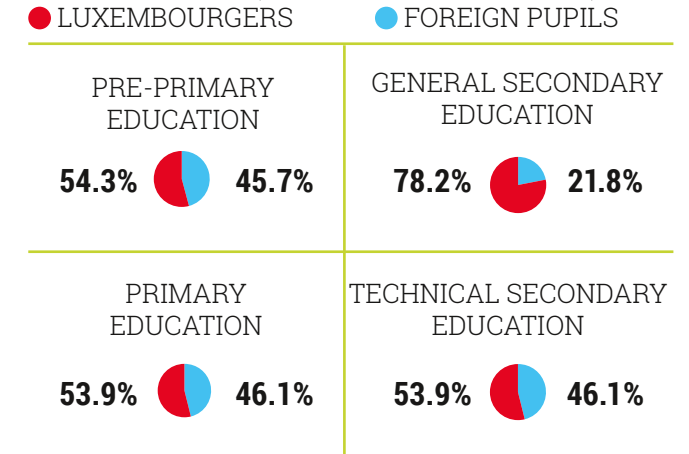
PUPILS IN PUBLIC AND PRIVATE SCHOOLS

	CURRICULUM	
	NATIONAL	INTERNATIONAL
Total secondary education	39 582	6 337
Total general secondary education	12 057	5 908
Upper secondary general education	6 687	2 967
Lower secondary general education	5 370	2 941
Total technical secondary education	27 525	429
Technical regime	6 845	139
Technician's regime	3 527	251
Vocational regime DAP	3 502	39
Vocational regime CCP	479	-
Lower level of technical secondary education	13 172	-
Total elementary education	47 766	5 924
Primary education	32 556	4 070
Pre-primary education	11 027	1 540
Early childhood education	4 133	314
Total special needs education	918	-
Total number of pupils	88 266	12 261
	100 527	

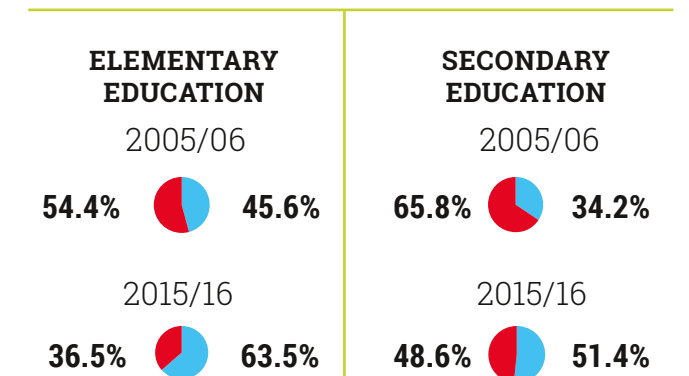
LUXEMBOURGISH EDUCATION SYSTEM – NATIONAL CURRICULUM



NATIONALITIES (NATIONAL CURRICULUM)



MOTHER TONGUE (NATIONAL CURRICULUM)



DIPLOMAS AND CERTIFICATES ISSUED IN 2015/16

